

Dell™ OptiPlex™ 780

Mini-Tower



[Diagnostics](#)



Microsoft® WindowsDell™ n Series

Dell Inc 2009 ©

..Dell Inc

Microsoft Corporation Windows Vista MS-DOS Windows Server Windows MicrosoftIntel Corporation Celeron Core IntelDell Inc OptiPlex DELL Dell

Dell Inc

A022012 - 10



www.dell.com/regulatory_compliance 

.Dell 



.1

.(.2



.3

.4

.5

.6



(support.dell.comDellFlash BIOS



.1

Shut Down

Start



Start



:Windows® XP

Turn Off → Turn Off Computer → Start

6 .2

. .1



.2

.3

.4

. [Dell Diagnostics](#) Dell Diagnostics .5

Dell™ OptiPlex™ 780—Mini-Tower





[Drives](#)

Help and Support —Start 

small form factor desktop mini-tower 

1333FSB Intel® Core™2 Duo 1333FSB Intel Core 2 Quad 1066FSB Intel Pentium® Dual Core 800FSB Intel Celeron®	
512SRAM	(L2)

ECCDDR3 SDRAM	
1067	
ECC21	
1	
8	

Intel graphics media accelerator X4500 512256	
DVIPCIEssPCI Express x16	

Intel high definition audio	

10/100/1000Intel	

ICH10DO Intel® Q45 Express	

	DMA
24	
64	(NVRAM

PCI 2.3 PCI Express 2.0 2.0SATA 1.0A eSATA USB 2.0	
PCI: 133 :PCI Express 250x1 8x16 3.0SATA: 1.5 eSATA: 3.0 USB: 480	

	PCI Mini-tower Desktop Small form factor
	PCI Express x1 Mini-tower Desktop Small form factor
	PCI Express x16 Mini-tower Desktop Small form factor
	PCI Express x16

	Drives
CD +/-RWDVD+/-RWSATA DVD-ROM	5.25 Mini-tower Desktop

	Small form factor
119	3.5 Mini-tower Desktop Small form factor
	3.5 Mini-tower Desktop Small form factor
	2.5

7	eSATA
RJ45	
25	
165509	
	USB
15VGA 20DisplayPort	

32	PCI 2.3
120	Mini-tower
120	Desktop
120	Small form factor
PCI Express 36	PCI Express x1 Mini-tower Desktop Small form factor
164 PCI Express 16	PCI Express x16
	ATA

	7	Mini-tower
	7	Desktop
	7	Small form factor
	240	
	(USB10	USB
	5	
	5	
	40	
	775	
	4	12
	24	

	10	
	100	
	1000	

	(EPA255EPA305	Mini-tower
	(EPA255	Desktop
	(EPA235	Small form factor
	1041	Mini-tower
	955	Desktop

938	Small form factor
50/60265-90	
3CR2032	

16.1040.80	Mini-tower
4.5011.40	Desktop
3.659.26	Small form factor
7.4018.70	Mini-tower
15.7039.90	Desktop
12.4031.40	Small form factor
17.0043.30	Mini-tower
13.9035.30	Desktop
13.4034.00	Small form factor
25.8011.70	Mini-tower
18.208.26	Desktop
15.006.80	Small form factor

95503510	
149406540	
298020	
38955	
G ² 0.00023505	
G ² 0.010.0015005	
512010240G +/- 5%	
12750102105G +/- 5%	
10.00050304815.2-	
35.000501066815.2-	
ISA-S71.04-1985G2	



-

Diagnostics


Dell™ OptiPlex™ 780

[Dell Diagnostics](#) 



Dell Diagnostics

Dell Diagnostics

Dell Diagnostics 

Drivers and Utilities 

Drivers and Utilities Dell Diagnostics

Dell Diagnostics

.1

F12DELL .2

Drivers and Utilities Dell Diagnostics 

Microsoft® Windows

.<Enter**Boot to Utility Partition** .3

Dell Diagnostics **Main Menu** .4

Drivers and Utilities Dell Diagnostics

Drivers and Utilities .1

.2

F12DELL

WindowsWindows



.<Enter**USB Onboard or USB CD-ROM Drive** .3

.<Enter**Boot from CD-ROM** .4

Enter1 .5

Dell Diagnostics

Main Menu Dell Diagnostics .1

Express Test 2010	Express Test
	Extended Test
	Custom Test
	Symptom Tree






.2

Symptom Tree Custom Test .3

	Results
	Errors
	Help
Dell Diagnostics	Configuration
	Parameters

Drivers and Utilities Dell Diagnostics .4

Main Menu Dell Diagnostics **Main Menu** .5

	
POWER_GOOD VRM	
POWER_GOOD	
S3S1	
S0 BIOS	

	2-1-1
NVRAM	3-1-1
ROM	4-1-1
	1-2-1
DMA	2-2-1
DMA	3-2-1
	3-1
	2-4-41-3-1
DMA	1-1-3
DMA	2-1-3
	3-1-3
	4-1-3
	2-2-3
	4-2-3
NVRAM	1-3-3
NVRAM	2-3-3
	4-3-3
	1-4-3
	2-4-3
ROM	3-4-3
	1-2-4
	2-2-4
Gate A20	3-2-4
	4-2-4
0FFFFh	1-3-4
2	3-3-4
	4-3-4
	1-4-4
	2-4-4
	3-4-4
	4-4-4

.Dell •		① ② ③ ④
.Dell •		① ② ③ ④
.Dell •		① ② ③ ④
.Dell •		① ② ③ ④
		① ② ③ ④
USB	.USB	① ② ③ ④
.Dell •		① ② ③ ④
.Dell •		① ② ③ ④
Service Manual • • • .Dell •		① ② ③ ④
.Dell •		① ② ③ ④



DellF12

Internal HDD
(CD/DVD/CD-RW CD/DVD/CD-RW Drive
Onboard NIC
BIOS Setup
Diagnostics

.BIOS

System Setup

Enter>	
< >	
Discard/Exit Save/Exit Esc>	BIOS
<Enter>	
<Esc>	
Load Defaults Alt<>F>	

BIOS

- <F12 •
- <F2 •

<F12

.BIOS Enter Setup Diagnostics DellF12

<F2>

Ownership Date Manufacture Date Asset Tag Express Service Code Service Tag System InfoBIOSBIOS Info • DIMM_1 Size Memory Technology Memory Channel Mode Memory Speed Usable Memory Installed Memory • .(DIMM_4 DIMM_4 SizeDIMM_3 DIMM_3 SizeDIMM_2 DIMM_2 SizeDIMM_1 Microcode Processor IDL2Processor L2 cache Processor Bus Speed Processor Speed Processor Type • 64HT Capable 64-bit Technology Multi Core CapableMicrocodeVersion PCI •	System Board
	Date/Time
	Boot Sequence (USBOnboard or USB Floppy • HDD • (USBOnboard or USB CD-Rom Drive • (USBUSB Device •

USBBIOS Disable • Enable • USBUSB Controller	Diskette drive
AHCI RAID = RAID Autodetect / AHCI • ATA RAID = RAID Autodetect / ATA • RAIDSATA RAID On / ATA • Legacy • Legacy .Image ServerRAIDImageServerRAID	(SATA SATA Operation)
SMART	S.M.A.R.T. Reporting (.S.M.A.R.T
ATASATA	Drives

Disable • Enable • (PXEEnable with PXE • (ImageSeverEnable with ImageSever • .ImageServerRAIDRAIDImageServe PXE	Integrated NIC
--	----------------

<p style="text-align: right;">USB</p> <ul style="list-style-type: none"> USBDisable • USBEnable • USBNo Boot • 	<p style="text-align: right;">USB for Flex bay (USB)</p>
<p style="text-align: right;">USBUSB</p> <ul style="list-style-type: none"> Enable • Disable • No boot • <p style="text-align: right;">USBUSB</p>	<p style="text-align: right;">(USBUSB Controller)</p>
<ul style="list-style-type: none"> Disable • AT • PS/2 • EPP • ECP No DMA • ECP DMA 1 • ECP DMA 3 • 	<p style="text-align: right;">Parallel Port</p>
	<p style="text-align: right;">Parallel Port Address</p>
<ul style="list-style-type: none"> Disable • Auto • COM1 • COM3 • 	<p style="text-align: right;">(1Serial Port #1)</p>
<ul style="list-style-type: none"> Disable • Auto • COM2 • COM4 • 	<p style="text-align: right;">(2Serial Port #2)</p>
<ul style="list-style-type: none"> USB • USB • USB • PCI • • 	<p style="text-align: right;">Miscellaneous Devices</p>
<p style="text-align: right;">Auto •</p> <p>PCI Express Graphic (PEGOnboard/Card •</p>	<p style="text-align: right;">Primary Video</p>
<p>CPUIntel® SpeedStepIntel® SpeedStepIntel® SpeedStep</p>	<p style="text-align: right;">Multi Core Support</p> <p style="text-align: right;">Intel® SpeedStep™</p>

	(CC States Control
.3CPUIDCPUID	(CPUIDLimit CPUID Value
<ul style="list-style-type: none"> Bypass • Quiet • Suggested • Performance • 	HDD Acoustic Mode

Intel® VitalizationVMM Intel	Virtualization
I/OIntelVMM I/OIntel	VT for Direct I/O
I/OIntel Trusted Execution. TPMVMM Intel® Trusted Execution Technology	Trusted Execution

System Password option	Administrative Password
	System Password
	Password Changes
.(TPM TPM <ul style="list-style-type: none"> Deactivate • Activate • Clear • .(TPM Clear TPM Security	(TPMTPM Security
	(CPU XDCPU XD Support
Computrace <ul style="list-style-type: none"> Deactivate • Disable • Activate • 	Computrace(R)
SATA-0	(SATA-0SATA-0 Password

AC Recovery	AC Recovery
<ul style="list-style-type: none"> Power Off • Power On • Last State • 	
12 AM/PM	Auto On Time
Auto Power On	
NIC	Low Power Mode
<ul style="list-style-type: none"> Disable • Enable • Enable with Boot NIC • 	Remote Wake up
<ul style="list-style-type: none"> S1 • S3 • S1ME)AMT	Suspend Mode
	Fan Control Override

	Service Tag
	Asset Tag
.SERR	(SERRSERR Messages
.SERR	

Image Server	
ImageServer <ul style="list-style-type: none"> Static IP • DNS • Lookup Method ImageServer Enable Integrated NIC	Lookup Method
ImageServer IP 255.255.255.255 IP .(ImageServer ImageServer IP ImageServer Enable Integrated NIC	(ImageServer ImageServer IP
ImageServer IP	(ImageServer ImageServer Port

.06910IP		
.(IP Static IP • DHCP •		DHCPClient DHCP
IP 255.255.255.255IP Static IP Client DHCP Client IP		IPClient IP
255.255.255.255 Static IPClient DHCP Client Subnet Mask		Client SubnetMask
IP 255.255.255.255 Static IPClient DHCPClient Subnet Mask		Client Gateway
		License Status

		Fast Boot
NumLock		(NumlockLEDNumLock LED
F2Enable F2 = Setup • F12Enable F12 = Boot menu •		(POSTPOST Hotkeys
		Keyboard Errors
.Manageability Engine BIOS Extensions(MEBx) Setup		(MEBxMEBx Hotkey
.RAM256 2		OS Install

		BIOS Events
Clear Log • Mark all Entries •		

Dell™ OptiPlex™ 780—Mini-Tower



www.dell.com/regulatory_compliance 

.1
.2



.3




.4






www.dell.com/regulatory_compliance 


.1
.2



.3



.4




Dell™ OptiPlex™ 780—Mini-Tower



www.dell.com/regulatory_compliance 

Adobe.com Adobe Flash Player 


- .1
- .2
- .3




SATA .4



.5



.6




Dell™ OptiPlex™ 780—Mini-Tower




www.dell.com/regulatory_compliance 


.1
.2



.3



.4




Dell™ OptiPlex™ 780—Mini-Tower




www.dell.com/regulatory_compliance 


.1
.2
.3




.4



.5



.6



Dell™ OptiPlex™ 780—Mini-Tower



www.dell.com/regulatory_compliance 

- .1
- .2



.3



.4



.5



.6



IO .7




.8



.9




.10





www.dell.com/regulatory_compliance 

.1
.2



.3



.4



Dell™ OptiPlex™ 780—Mini-Tower



www.dell.com/regulatory_compliance 


.1
.2



.3




Dell™ OptiPlex™ 780—Mini-Tower




www.dell.com/regulatory_compliance 

.1
.2



.3




Dell™ OptiPlex™ 780—Mini-Tower




www.dell.com/regulatory_compliance 


- .1
- .2
- .3
- .4




- .5



.6



.7



Dell™ OptiPlex™ 780—Mini-Tower




www.dell.com/regulatory_compliance 

.1
.2




.3



.4




.5




.6



.7



.8







www.dell.com/regulatory_compliance 

Adobe.com Adobe Flash Player 

.1
IO .2






IO .4



IO .5



IO .6




IO .7



IO .8



IO .9



IO


IO

—

Dell™ OptiPlex™ 780—Mini-Tower




www.dell.com/regulatory_compliance 




.1
.2


.3



.4



.5




Dell™ OptiPlex™ 780—Mini-Tower




www.dell.com/regulatory_compliance 

- .1
- .2
- .3
- .4
- .5







.7




.8




.9




.10




.11




IO .12




IO .13




.14



.15



.16



.17

